



HERE MOANA



BORA BORA





## TABLE *of* CONTENTS


---

Welcome from Ed & JoAnne . . . . .	2
What to Pack for Bora Bora . . . . .	4
What We Provide for You at the Bungalow . . . . .	5
Ed & JoAnne's 10 Things You Must Do in Bora Bora . . . . .	7
A Few Terms & Conditions . . . . .	9
Info on Communication & Entertainment . . . . .	11
Transportation . . . . .	15
Check Out Checklist. . . . .	16



*Welcome to*

**HERE  
MOANA**



Welcome to Bora Bora and the Here Moana Bungalow! We're glad you chose our bungalow as your home base in beautiful Bora Bora.

There's no place in the world quite like where you are right now. We first visited this peaceful and distinctive island many years ago, and found ourselves returning year after year to recharge against a backdrop of the calm, bright waters of the lagoon, Mount Pahia and Mount Otemanu, and the welcoming people of Bora Bora.

Owning our own bungalow on the island was a dream, and we're thrilled it actually happened...and that it's finally ready to be shared with others.





The interior of the bungalow is brand new. The clean, inviting atmosphere came together thanks to JoAnne's professional design expertise. Our goal was to create a space that feels as tranquil as a seaside spa retreat and as comfortable as home. All of the bungalow's cabinetry, wood furniture, and the rich, wood-paneled walls found throughout were handcrafted by our friend, Christian Hummler, a custom furniture maker.



Speaking of the cabinets: they are stocked with all the kitchen essentials for preparing and enjoying a great meal here in paradise. We think our lanai is one of the best places to eat on the island, suspended 50 feet above the beautiful, mirror-like lagoon.

We want your vacation experience to live up to the daydreams you've had since the day you booked! Please don't hesitate to contact us if there's anything we can do to add to your comfort and enjoyment of this beautiful place.

The art you see in the sliding doors in the bedroom—a Tahitian motif with the sun and gecko—was commissioned from a local artist, Arno of Rairoa Creation from the island of Rangiroa. The reddish paint brushed onto the fabric is made from local volcanic soil. Throughout the day, the changing light will bring different effects to the artwork, so be sure to have a look at it throughout its daylight stages. We love this artist's work and hope you will, too.

Read on in this Welcome Book for hints and tips to make your stay wonderful, a few rules, a list of emergency numbers, and some other helpful info.

Enjoy!

*Ed & JoAnne*



## FUN FACT


**Our bungalow once belonged to Marlon Brando. His gorgeous Tahitian friend gave it the name Here Moana, which means "Lover of the Sea."**




# What to Pack for **BORA BORA**

Ahhh, packing for vacation. It's a pain, but on the bright side, it means you have a wonderful time ahead of you. Here's a list of what to bring when you come to Bora Bora, and what we provide for you at the Here Moana Bungalow.

## WHAT TO BRING/BUY

- 
- **Lightweight clothes.** The weather here averages 82-85 degrees Fahrenheit (27-29 degrees Celsius) year-round. On rare occasions a light jacket or sweater might be appropriate for mornings and evenings. We also provide a washer, dryer and laundry detergent in case your clothes need a mid-week refresher.
  - **Pareos.** These are traditional Tahitian wraparound skirts, usually found in vibrant colors and patterns. Similar to sarongs, pareos are great for an evening dinner by the sea or as a bathing suit cover-up. You can purchase one here in Bora Bora at Galerie Alain et Linda or the Boutique Gauguin, a lovely market with some beautiful pareos and other island crafts.
  - **Adaptor for Electronics.** Check your electronics to be sure they are compatible with 220 Volt 60 Hz power. Most modern mobile phones, tablets and laptops have 120 and 220 conversion capability, but check before you plug them in. We provide adapters for U.S. 2 prong plugs.
  - **Water shoes.** As you'd expect, Bora Bora blesses us with many water-based activities like kayaking, snorkeling, and paddle boarding. Breathable water shoes are a must for these adventures. We recommend that water shoes be used at all times to protect your feet when in the lagoon, as there are coral and other natural hazards.
  - **Sun hats.** Sun is certainly not scarce around here...and nothing ruins a vacation quite like sunburn.
  - **Sunblock.** See above.
  - **Insect Repellent.** While the bungalow usually does not have a mosquito problem, they can be a problem closer to the lagoon. So make sure you arrive armed and ready! Mosquitos are very unwelcome neighbors here in Bora Bora, but unfortunately they're here to stay.
  - **Your favorite coffees and teas.** Nothing beats a cup of fresh-pressed coffee out on our terrace at sunrise. Bring your favorites. We provide an electric drip coffee pot, a French press, and a hot water kettle.



## What We Provide for You

### Bathroom/Bedroom

- All linens. This includes sheets, towels and beach towels.
- Hand soap.
- Laundry detergent for the washing machine.
- A selection of toiletries and First Aid items.
- Toilet paper & paper towels.
- Missing something essential? There are four groceries stores on the island, including two full-service supermarkets called Chin Lee's and Super U Bora Bora in Vaitape both of which have everything you need, and, on top of that, are island mainstays.

### Kitchen

- Induction Stove top (HOB)
- Refrigerator with ice maker
- Kitchen utensils and accessories.
- Hand dish washing soap
- Dishwashing liquid. We have an automatic dishwasher! Please use the "ecology mode" which is the shorter cycle.
- Salt, pepper and a few different spices.
- Clothes Iron and Ironing board
- Vacuum cleaner, broom and dustpan
- Oven/Microwave
- Toaster

### Secured Storage and Laundry Area

- Clothes Washing Machine. Guests are welcome to use the Miele clothes washing machine and the provided laundry soap. Please use the "ecology mode," which is the shorter cycle. The long cycle takes up to two hours.
- Clothes Drying Machine. Guests are also welcome to use the Miele clothes drying machine. This is a condenser type of dryer.
- Counter and sink with faucet. In this lower area, you will also find a counter with a sink and faucet. This can be used to rinse off snorkeling gear and water shoes, and the counter can be used to fold laundry.

# FUN STUFF!



## Ready for an outdoor adventure?

We provide some toys and goodies.

- Two bicycles with locks and keys. Please lock bikes while exploring the island, and after you return to the Bungalow, use the provided locks.
- Helmets for the bicycles.
- Fins, masks and snorkels for some underwater exploration.
- Stand-up paddleboards. When using the paddle boards, we ask that you please transport the paddle boards in their protective covers.

Please be sure to return these items to the Bungalow in the same condition you found them so our next guests can enjoy them, too. You can rinse them off with the hose or in the sink in the lower storage area where they are kept.

### Weber Gas Barbeque Grill

Enjoy the view of the lagoon while cooking! Our Weber Gas Barbeque is yours to use. It can be wheeled out to the landing whenever you're ready to use it. Please turn the gas off at the fuel tank after each use.

### Supermarkets

- Chin Lee. Chin Lee is located in the center of Vaitape.
- Supermarché - Super U. Super U is located at the north end of Vaitape

### Other nearby grocery stores include:

- Tiare Market in Matira
- Market Matira in Matira



## *Ed & JoAnne's* **10 THINGS YOU MUST DO IN BORA BORA**

**Don't leave us until you've checked these sights and activities from your Bora Bora Bucket List.**



**1. Go snorkeling.** The water around here is as clear and sparkling. Go under the surface and witness a stunning Technicolor display of tropical fish, coral, and gliding manta rays. You can set out independently on foot from the beach or lagoon—we provide the facemask, fins and snorkels at Here Moana—or charter a boat with a guide to get to some of the more out-of-the-way snorkeling spots.

**2. Explore the lagoon via your own boat.** You can also rent a small, easy to handle four-seater boat and motor around the lagoon on your own. This is a great way to explore the complex and photo-worthy ecosystem of French Polynesia. No boating license is necessary!

**3. Watch the sunset from the Here Moana Bungalow terrace.** This is a simple pleasure we highly recommend. French-press a steaming cup of coffee or boil some water for tea, or have a glass of wine and sit back and enjoy the show.

**4. Eat grilled fish at Bloody Mary's.** The service, food, sand floors, thatched roof, and Mount Otemanu views make Bloody Mary's a Bora Bora institution. It's almost always packed with tourists and locals alike, but Bora Bora is a small island, so most good places are packed with tourists!

When you arrive at Bloody Mary's, you'll choose the fresh fish you want from its bed of ice, with a local expert's help if you need it, and they'll toss it on the grill for you right then and there. Reservations are highly recommended. Some of our other favorite restaurants are noted on page 13.





# Ed & JoAnne's 10 THINGS YOU MUST DO IN BORA BORA



**5. Visit the Marotetini Marae**, a sacred ceremonial ruins' spot, at the seaward edge of Faanui marked with large upright stones. This marae was restored in 1968 by an archeologist named Yosihiko Sinoto, and is a short distance from the Bungalow.

**6. Take a Safari Tour to the top of the mountain.** Panoramic sea, sky and mountain views await if you take a 4WD Safari Tour to a fruit plantation perched high above Faanui. We recommend Patrick Tairua, found online at: <http://www.maohinui.net/>.



**7. Take a bike ride along the Faanui Bay**, and grab a photo of the iconic pale pink church set against the mountains. We provide the bikes, bike locks and helmets under the Bungalow in the storage spot. You bring the camera!

**8. Spend an afternoon on the beach.** Recharge with at least one afternoon of indulgent beach lounging. The best beach around is Matira. We provide two chairs with individual umbrellas so you can enjoy the beach with some protection from the sun.



**9. Learn about Bora Bora's—and Faanui's—WWII history.** Faanui was used as an Allied naval base during WWII. Check out the (unmarked) concrete wharf on the north shore, built by the Allies for seaplanes to land.

**10. Take a walk.** We love simply setting out on foot, getting a lay of the land and seeing what we can discover by chance. Leave yourself open to an adventure you never planned for! One favorite hike: go to the road and head east (turn right). In less than 10 minutes there will be a dirt road that climbs to the top of the ridge behind the bungalow. There is a nice lookout where WWII canons were located with fantastic lagoon views.

And one more tip: please feel free to get in touch with us for even more recommendations and suggestions! We're happy to help you make the most of your vacation in Bora Bora.





## A few TERMS & CONDITIONS

We want you to have the time of your life at Here Moana. Our home is your home! But we also want to make sure we can keep Here Moana going and in great condition for decades to come.

With that in mind, here are a few rules we ask you to follow while staying with us:

**No smoking.** This one is important. If you smoke, please do so outside in the garden area, and not inside the bungalow or on the terrace. Please properly dispose of any cigarette butts.

**No shoes indoors.** We'd appreciate it if you followed the Tahitian custom, as we do, and let your feet breathe while you are inside the Bungalow—our brand new hardwood floors will thank you for it. Shoes can be left outside the entry door.

**Be mindful of the island's natural resources.** The ecosystem here in French Polynesia is breathtaking...and delicate. Wherever you are on the island, please be a responsible visitor and avoid littering, feeding any animals (this overrides their natural instinct and turns them into beggars and thieves!), or overusing water and electricity.

Water and electricity are precious resources in Bora Bora, so please try to conserve as much as possible.

**When you leave the Bungalow, even if only for an hour, we ask that you please do the following:**

1. Turn off the central air conditioning unit and turn off lights and electronics to conserve energy.
2. Wash all dishes & properly dispose of trash. This keeps those unwanted critters, like ants (and others), from feasting on your leftovers and ruining your good time.

Please dispose of trash bags in the gray receptacle located by the lower car park. The green receptacle is for recyclables, which include cans, plastic bottles, paper and newspaper. Glass bottles can be recycled near the church in Faanui or in front of the Super U supermarket in Vaitape.

3. Lock all windows and doors.

# *A few* **TERMS & CONDITIONS**

## **Check-In / Check-Out**

**Check-in is flexible.** Please let us know when you'll arrive and we'll have the Bungalow ready for you in time.

**Checkout is flexible, as well.** Please let us know your flight departure time in advance, so that we can plan for your checkout.





## COMMUNICATION, COMFORT & ENTERTAINMENT CENTER

When we decided to open our Bungalow to guests, we also decided spare no expense when it comes to communication, entertainment and comfort for the visitors who choose to stay with us. We want you to feel surrounded by stunning natural beauty, but not like you're roughing it! (Of course, this benefits us, too, when we come to visit Here Moana!)

### **Air Conditioning (& Some Rules)**

Unlike many Bora Bora rentals, our Bungalow is completely cooled by central air. Enjoy!

There are a few **A/C Rules** to cover, however.

Because electricity is very expensive here in Bora Bora (5 to 10 times more than other places in the world!) we ask that you be mindful of your A/C usage.

- **Always** turn off A/C unit when leaving the Bungalow—whether for an hour, for the day, or for good. Please don't forget this step! Turning off the A/C when you're not home prevents wasted energy in a place where natural resources are precious. The AC is a powerful system, so even if the Bungalow warms up while you're away, the AC will quickly cool it again.

**TO TURN OFF A/C: The AC control is in the bedroom on the wall facing the entry. Ask the hosts to show you how the control works.**

- Please be sure to **close all windows and doors** while the A/C is in use. This is important for the proper functioning of the AC system.

- Do not set the A/C to below **22 degrees Celsius, or 71 degrees Fahrenheit. We find 24 degrees Celsius comfortable.** We love a chilled house on a tropical day as much as anyone, but let's not get carried away! When you retire for bed, we suggest turning the AC off and using the quiet ceiling fans. The control for the fans is on the wall next to the AC control. There is also a remote on the bedside table. If it gets warm you can always turn the AC back on.



## COMMUNICATION, COMFORT & ENTERTAINMENT CENTER

### **Internet.**

Our FREE Internet is two mega, compared with the island standard one mega. It shouldn't give you any problems, but if it does, please let us know.

To access the Internet, enable your WiFi and search for ManaBOX. Click to connect.

**The password is:** 485BFB726D.

### **3D HDTV with 3D Glasses & Blu-Ray Player**

We splurged with this entertainment set-up, but it was worth it. You'll find the instruction manual for the 3D TV, Blu-Ray and other electronics in the bottom drawer of the kitchen island.

We also have satellite TV. However, only two channels are broadcast in English: **CNN and ESPN** (at least English speakers can keep track of world news and their teams' sports scores!). The rest are in French or Tahitian. Occasionally some of the French channels will play movies in original English with French subtitles.

### **Inflatable Spare Twin Size Bed**

We have provided a second spare bed. This bed is an inflatable twin size bed that had an electric pump for automatic inflation. We have also provided separate linens for this bed.

### **Telephone**

We provide a local telephone for local calls. We find this helpful for booking boats or tours, reserving a spot at a restaurant, or in case of a rare emergency. Here Moana Bungalow phone number: (689) 40.67.50.53

If you would like to have inexpensive conversations with friends and family we find it convenient and affordable to have them call the bungalow phone number from a skype or other VOIP account. Conversely you are welcome to use Skype, FaceTime or similar programs through the wifi.

## BLU-RAY MOVIES & MORE RESTAURANTS

**For the Blu-Ray player, we provide discs of movies new and classic for your viewing pleasure. As of now, they are:**

About Time Blu-ray Disc  
Alien Blu-ray  
American Beauty Blu-ray  
Girl With the Dragon Tattoo (2012) Blu-ray  
Gravity Blu-ray  
Hanna Blu-ray  
IMAX: The Ultimate Wave - Tahiti 3D Blu-ray  
Indiana Jones - The Complete Adventure Collection Blu-ray  
Lawrence of Arabia Includes Digital Copy  
Lee Daniels' The Butler Blu-ray  
Life of Pi Blu-ray  
Prisoners Blu-ray  
Rush Blu-ray

**Some of the following are in English and French and some with Spanish:**

The Da Vinci Code/Angels & Demons 2-Pack  
The Grey (Bilingual)  
The Girl with the Dragon Tattoo (English Dubbed Version)  
Cape Fear (Les Nerfs A Vif) (Bilingual)  
Trust  
Duplicity  
The King's Speech  
Kit Kittredge - An American Girl (Bilingual)  
La Femme Nikita  
A History of Violence (Bilingual) (Blu-ray) - New  
Repo Men (Unrated And Theatrical Versions) (Bilingual) - New  
Hostage (bilingual)  
Steve McQueen Collection - Bullitt / Papillon (Double Feature)  
The Mechanic (Bilingual)(Blu-ray)  
Airport (1970) [Blu-ray + DVD (Bilingual)  
Airport Terminal Pack (Airport/Airport '75/Airport '77/Airport '79 - The Concord)  
Bridesmaids (Unrated) (Bilingual)  
Public Enemies - Special Edition (Bilingual)  
Mercury Rising / The Jackal (Bilingual)  
The Bourne Trilogy (Bourne Identity / Bourne Supremacy / Bourne Ultimatum)

### Other Favorite Restaurants

**Mai Kai** – Mention to Teiva the chef and his American wife Jessica that we sent you. Mai Kai is excellent for lunch and dinner. Close to Vaitape

**St. James** - Very good food and a nice atmosphere. If you are seated next to the lagoon they have underwater lights so that you can see the fish. – In Vaitape

**Fare Manuia** - Casual but the food is be good. Good for lunch and dinner. If you want pizza, they have a real pizza oven. They also make excellent salads for lunch and the traditional raw fish dishes (poisson cru). Located in Matira.

**Matira Beach Restaurant** – Great lunch place but also good for dinner. For lunch, we recommend the outdoor terrace where you can dine next to the beach.

**Snack Matira** – This is one of our favorite casual lunch places. Snack Matira is always active with locals and tourists alike. On Matira Beach

**La Villa Mahana** – The food is very good, however it is expensive. Located near Bloody Mary's.

## TELEPHONE NUMBERS TO KNOW

### OUR CONTACT INFORMATION:

Ed & JoAnne: mobile: (415) 505-9000  
Skype: (415) 366-6650  
E-mail: boraborabungalow@gmail.com

Christophe Willer: (689) 87.74 50 37  
Bungalow: (689) 40.67.50.53

### EMERGENCY POLICE LINE: dial 17

Vaitape Police Department: 40.67.70.58 or 40.60.59.05  
Infirmary/Hospital: (689) 40.67.70.77

### Doctor's Offices:

Dr. Azad Roussanaly, (689) 40.67.77.95  
Dr. Duval, (689) 40.67.67.07  
Dr. Lopez, (689) 40.60.36.36

### Pharmacy

Pharmacie Fare Ra'au is located in Vaitape north of Chin Lee about 100 meters on the same side of the road. Hours are Monday-Friday 8:00 - 12:00 and 14:30 - 18:00. Saturday 8:00 - 12:00 and 5:00 - 6:00. Sunday and holidays 9:00 - 11:00. Tel (689) 40.67.70.30.

### Banks

Bank de Tahiti, Banque Socredo and Banque de Polynesie have ATM's and branches in Vaitape.

### Carbon Monoxide Alarm and Smoke Detector

We have installed 2 CO and Smoke detectors for safety. One is installed in the bedroom and one is installed under the bungalow in the lower storage area. These alarms use a wireless connection so when 1 alarm is triggered both alarms will sound with a voice warning that tells you the location of the sounding alarm.





## How to get to **HERE MOANA BUNGALOW**

When you disembark at the airport on the Motu, you will catch a ferry to Vaitape. That ferry is provided for by Air Tahiti, free of charge. From Vaitape, head away from the **boat harbor** (the heart of Vaitape).

Turn **left onto the belt road** (the island's main thoroughfare) heading north. This road is blue on the right. Continue on the belt road for about **10 km (6 miles)**.

Then, you will arrive at The Condominiums, the residential area where Here Moana is located. **PLEASE NOTE:** On the belt road, be sure to drive with caution and abide by posted speed limits. It has some twists and turns, plus it's common for kids and animals to dart out in front of vehicles unexpectedly.

**Parking:** Near the Bungalow, you will find our private, off-street parking. Please park within the space, as there is little room to maneuver. It's always best to turn around in the parking area and drive forward down the driveway (it is quite difficult to back down and not recommended).

**Car Rental:** We offer guests a car (a Renault Clio) with automatic and AC for \$60.00 USD per day. Car rentals are also available from Avis and Europcar. If you go this route, the rates are generally in the \$100-\$125 USD range per day.

**Driveway:** Here is a picture of the driveway and the off-street parking area. If you are not comfortable driving up to the private parking area you're welcome to park in the area across the street from the driveway.







## CHECK OUT CHECKLIST

We're so glad you stayed at Here Moana! We hope you'll come back and see us again in beautiful Bora Bora.

In the meantime, here's a **Check-Out Checklist** so you can be sure to take care of everything before you go. Following this list keeps our Bungalow ship sailing smoothly. We appreciate it!

- \_\_\_ Turn off A/C unit and lights.
- \_\_\_ Check under furniture and in the bathroom for any **left-behind items**.
- \_\_\_ Shut & lock all windows and doors.
- \_\_\_ Please leave the keys with the local hosts.
- \_\_\_ Please wash and put away all dishes. Check counters, sink, and dishwasher, for any lingering dirty dishes.
- \_\_\_ Place your trash in the gray receptacle by the lower car park. Recyclables (paper, plastic bottles, cans) go in the green bin beside it.
- \_\_\_ Clean the fridge of leftover food items—just toss them. We hate to waste, but leftover food can attract bugs and other pests.
- \_\_\_ **Let us know how your trip went!** We'd love to hear what you appreciated about Here Moana and Bora Bora, as well as what we could do to make the experience better for others who stay with us.

Also, if you would consider writing a review in Google Plus we would appreciate it. <https://plus.google.com/106699047257424237820/about>.

*Safe travels!*

Ed & JoAnne





**A SPECIAL THANK YOU TO:**

**Reese Mercer - Webmaster**

**Jessica Vozel - Travel Copywriter**

**Ed Villalobos - Graphic Artist**

**Please visit our Website: [www.borabora-bungalow.com](http://www.borabora-bungalow.com)**

